



# **SUPERsonic**

## **Phonic Friends**

Parent Workshop

# What to expect?

- What is Phonics?
- Subject Knowledge for parents
- What your child will learn
- How to support your child at home



# The Will & The Thrill

Experience, Exposure and Enjoyment

- Can do ethos
- Books
- Rhymes
- Poems
- Songs
- Clever conversations
- Vocabulary
- Story making and telling
- Bringing books to life
- Love, joy and laughter

Reading and writing float on a sea of talk

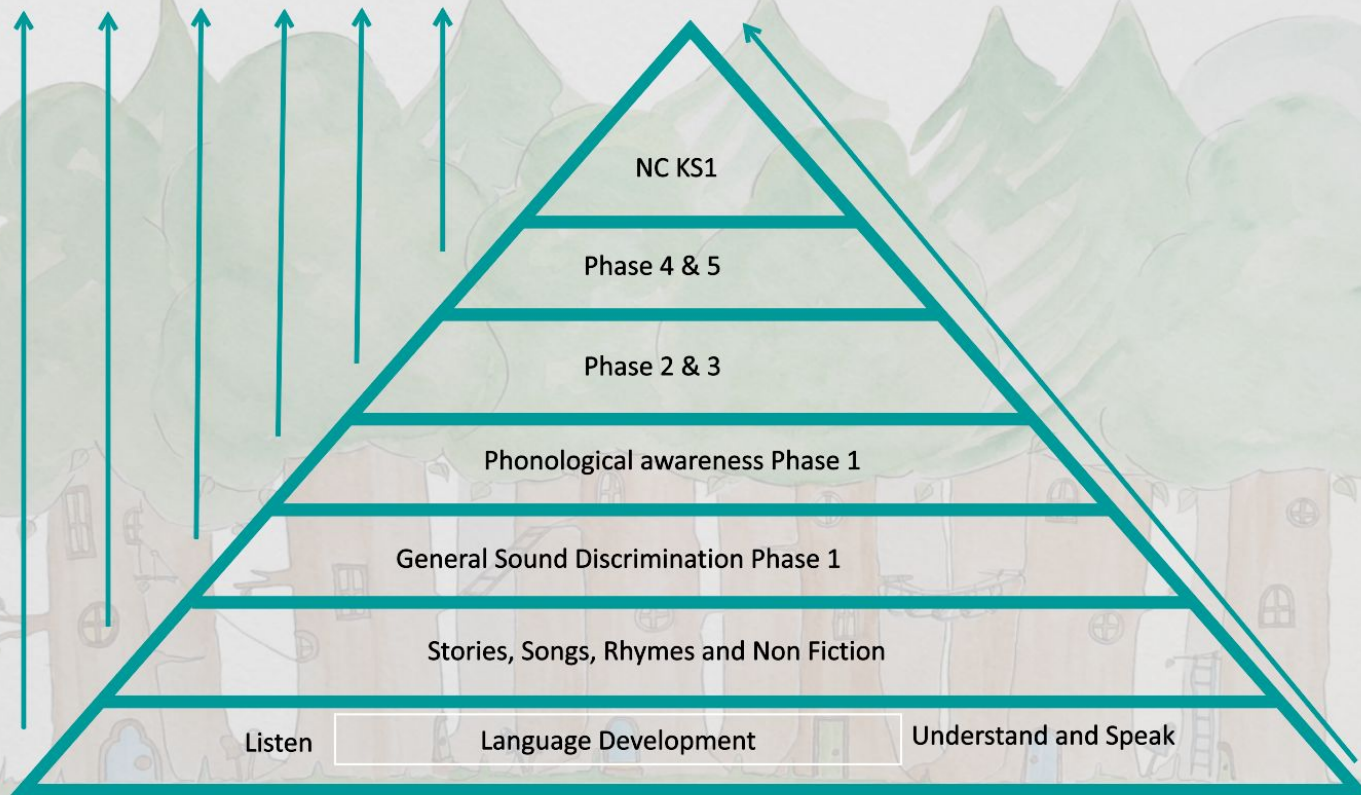
**And then the skills...**



**Systematic Synthetic  
Phonics**

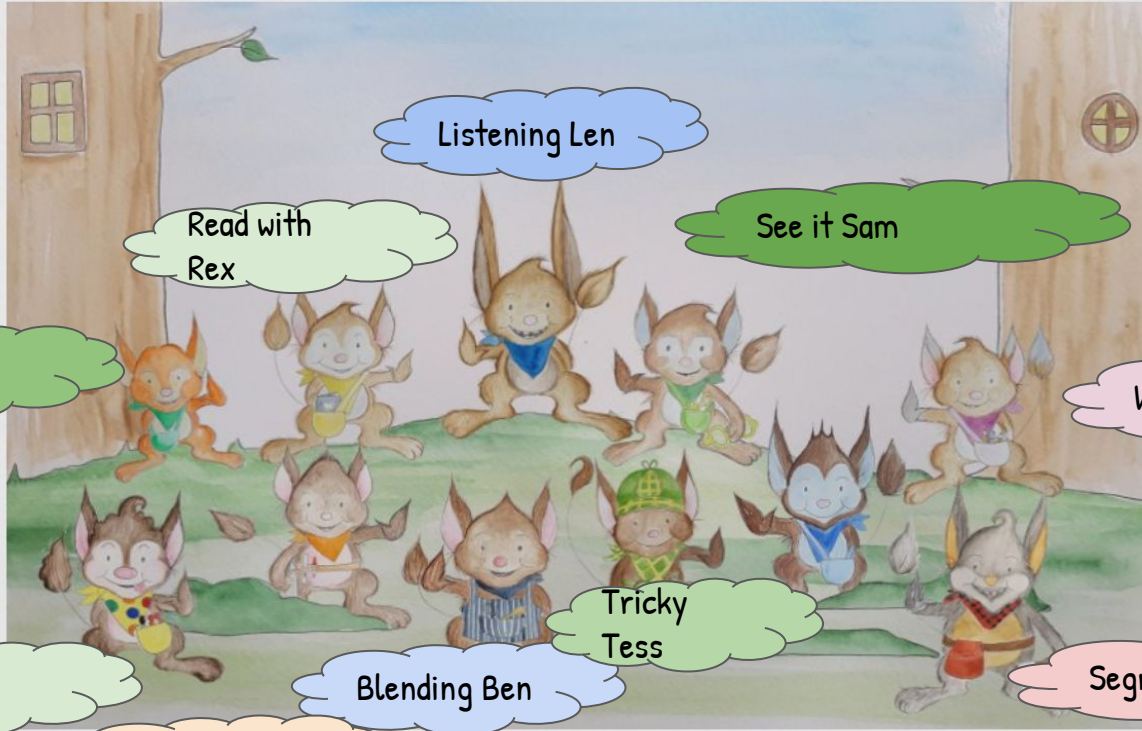


# The big picture





# The Characters



Listening Len

Read with  
Rex

See it Sam

Sneaky Sid

Write with Ron

Nonsense  
Nan

Blending Ben

Tricky  
Tess

Build with Bill

Segmenting Seb

# Firm Foundations Phase 1

## Listening – no flashcards allowed

### Firm Foundations in Phonics

	General Sound Discrimination	The Strands
Aspect 1	Environment Sounds	Tuning into sounds (auditory discrimination)
Aspect 2	Instrumental Sounds	Listening and remembering sounds (auditory memory and sequencing)
Aspect 3	Body Percussion	Talking about sounds (developing vocabulary and language comprehension).





# Rhyming

The sounds at the end of the word are the same

No flashcards allowed

star/ are

sky/ high





# Rhythm

Lots of chunks/ syllables in a word

No flashcards allowed



2 claps



3 claps



4 claps (alligator)

# Alliteration

The beginning sound we can hear in a word

No flashcards allowed

S



S



S






# Oral Blending and Segmenting

All the sounds we can hear in a word

No flashcards allowed



sh-o-p



d-e-n



j-a-m



# A phoneme

## A sound we can hear in a word



f-o-x



n-a-p



b-oa-t

# Schwaing

## Saying the sounds clearly



s



a



t



p



i



n



m



d



# A grapheme

## The spelling we can see

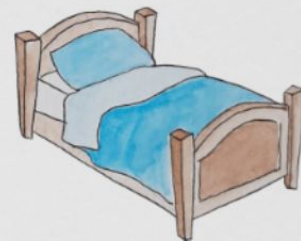




# The Basics 2

## Listen, Recognise, Build, Read, Write

### 3 sounds only



Week

Recognise Spellings for the  
Sounds

1

s a t p

2

i n m d

3

g o c k

4

c k e u r

5

h b f l

6

l l f f s s



# The Basics 3

## Listen, Recognise, Build, Read, Write

### 3 sounds only



Week	Spellings for the Sounds
1	j v w x
2	y z zz qu
3	ch sh th ng
4	ai ee igh oa
5	oo oo ar or
6	ur ow oi er
7	ure ear air





# The Basics 4

## Listen, Recognise, Build, Read, Write

### 4 and more sounds only

No new spellings to remember

Week	Listening to more than 3 sounds in a word
1	CVCC tent camp
2	CCVC stop flag
3	CVCC roast paint
4	CCVC float brain
5	CCVCC splash
6	CCCVCC sprint





# The Basics 4

## Listen, Recognise, Build, Read, Write

### 4 and more sounds only

No new spellings to remember

Week	Listening to more than 3 sounds in a word
1	CVCC tent camp
2	CCVC stop flag
3	CVCC roast paint
4	CCVC float brain
5	CCVCC splash
6	CCCVCC sprint



# The Higher Levels of Phonics

## Listen, Recognise, Build, Read, Write

### Choose to use Suze 5c



Week	Choose to Use Spellings
<b>Example</b>	ai and ay
<b>Example</b>	ee and ea
<b>Example</b>	ie and igh
<b>Example</b>	oa and oe
<b>Example</b>	oo and ue
<b>Example</b>	oi and oy
and more....	





# The Higher Levels of Phonics

## Listen, Recognise, Build, Read, Write

### Switch it Mitch

Week

Switch it Spell Sounds

**Example**

fog and gold

**Example**

pit and child

**Example**

tie and thief

**Example**

cow and snow


**Example**

goat and giant

**Example**

tea and bread

**and more ....**





# Tricky Words

All Phases

## I to no go into



he

she

me

be

we





# Nonsense Words

All Phases

tish

shig

sheb



shab



# Application

## Decodeable – matching my phonics





All phases





# Application Story Books

All phases



# Application Environmental Print and Popular Culture

All phases



NETFLIX



CBeebies  
BBC







# Play




Application

All Phases



# Weekly Parent Newsletters & Home Resources


**supersonic**  
 Phonic Friends  
 Parent Weekly Newsletter  
 Phase 3
 

Spellings already know	Tricky Words	Nonsense Words	
s a t p l m n d g o c k c k e u r h b f f l l s s j v w x y z z q u	I to no go the into  me she we be he	shap  dith chib  hing	
This week's spellings for the sounds			
<b>ch</b> 	<b>sh</b> 	<b>th</b> 	<b>ng</b> 
Build, Read & Write			
chop, chin, chug, check, such, chip.	ship, shop, shed, shell, fish, shock,	maths, moth, thin, thick, path, bath,	sing, song, king, hang, ring, wing.
Sound Buttons			
<b>chin</b> 	<b>shop</b> 	<b>path</b> 	<b>song</b> 
Spelling Frames			
<div style="border: 1px solid black; display: inline-block; padding: 2px;">ch</div> <div style="border: 1px solid black; display: inline-block; padding: 2px;">i</div> <div style="border: 1px solid black; display: inline-block; padding: 2px;">p</div>	<div style="border: 1px solid black; display: inline-block; padding: 2px;">sh</div> <div style="border: 1px solid black; display: inline-block; padding: 2px;">e</div> <div style="border: 1px solid black; display: inline-block; padding: 2px;">d</div>	<div style="border: 1px solid black; display: inline-block; padding: 2px;">b</div> <div style="border: 1px solid black; display: inline-block; padding: 2px;">a</div> <div style="border: 1px solid black; display: inline-block; padding: 2px;">th</div>	<div style="border: 1px solid black; display: inline-block; padding: 2px;">k</div> <div style="border: 1px solid black; display: inline-block; padding: 2px;">i</div> <div style="border: 1px solid black; display: inline-block; padding: 2px;">ng</div>
Next week's spellings for the sounds			
<b>rain</b> 	<b>bee</b> 	<b>boat</b> 	<b>moon</b> 





# What will we do?

- ✓ Teach your child phonics 4 x a week following specific consistent steps in teaching
- ✓ Monitor and assess your child to ensure they keep up with phonics
- ✓ Keep you informed
- ✓ Invite you to come and watch your child take part in phonics lessons
- ✓ Invite you to concept specific workshops as your child moves through the sets to support at that moment in time
- ✓ Send home weekly overviews so you know what your child is going to be learning
- ✓ Share ideas and send home games and resources for you to play at home
- ✓ Share apps/ websites with you to download

# What can you do?

- ✓ Come to progress meetings and know where your child is up to
- ✓ Come and watch your child take part in phonics lessons
- ✓ Come to and join in with concept specific workshops as your child moves through the sets to support at that moment in time
- ✓ Talk to your child about the new learning for the week – ask them to teach it to you – little and often
- ✓ Play games and resources with your child – little and often
- ✓ Download apps and log on to websites with your child



# SUPERsonic

## Phonic Friends



**Based on Letters and Sounds**  
**DFE**